

Checking your previous skills

N° _ _ _

Item I:

Examine the cover page below carefully and **provide** the following information.

- The title of this publication is.....
- One main event included in the cover page is.....
.....
- The types of images that can be observed are.....
.....

Now, **circle** the main titles of the different articles.



Practice Activity I: In the article below, you will find references to an issue involving a governmental body. Look at the title and the text and underline all the transparent words you find. Also, underline the proper names you find. Then, provide the information required in the yellow box below.

Remember, discard the words you don't know, and only focus on the ones you think you can understand, according to what you have been practicing up to now.

La Cámara de Representantes aprueba investigación contra Clinton

1 WASHINGTON
2 (CNN) -- La Cámara
3 de Representantes
4 aprobó este jueves una
5 resolución de la mayoría
6 republicana para iniciar
7 una investigación de
8 juicio político contra el
9 presidente Bill Clinton.
10 La votación se llevó a
11 cabo tras las protestas de los demócratas, quienes insistieron en
12 que el mandatario es blanco de una "cacería de brujas" desatada
13 con miras a las elecciones legislativas de noviembre.



The person mentioned in the title is

What political parties are mentioned between lines 5 and 11?

In line 11, what party is mentioned?

what month is mentioned in the article?

What political event is mentioned in the article?

Section 1 - Part 1

Recognizing structure: Titles

Purpose: In this section you are going to learn about elements that can go together with a text, and that may carry as much information as the text itself.

Titles:

Titles are an important part of a text. A good title indicates the topic of a text, and it can even be a summary of the whole content.

Titles are very useful if they contain cognates or transparent words, which you will practice in Sections 3 and 4.

For the time being, you need to be aware of the importance of titles, and how they can help you obtain information of what a text will be about.

Before attempting to actually read a text, you should pay attention to the title and see if you can recognize any word or expression in it.

Examples of titles



El Nacional

Section 1 - Part 2

Recognizing structure: Images

Purpose: In this section you are going to learn about elements that can go together with a text, and that may carry as much information as the text itself.

Images:

If you think of the textbooks you use at school, or the magazines you read, or even the flyers posted on message boards, you will surely notice that many times they include more than simple text.

For example, Biology textbooks will include illustrations of plants, animals, etc. Geography textbooks will include maps and population charts. In the same way, a flyer that announces dancing lessons will probably include an image of a couple dancing. Finally, magazines and newspapers make extensive use of imagery to accompany their texts.

Now, you are probably wondering what kind of images they use. Image is a comprehensive term that can include icons, graphs, tables, photographs and drawings, among others. Let's see some of them.

Examples of images



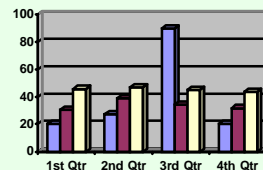
Icons: They represent ideas, concepts. This one in particular represents danger, hazard...



Pictures: They show all kinds of real images, from people to places...



Drawings: very much like pictures, they can show all types of images. They include cartoon characters, situations, etc. They are more descriptive and detailed than icons.







Graphs: They represent numbers, figures, amounts...

| País | Idioma | Tercerario | % | Hab |
|-----------|------------|------------|----|-----|
| Francia | Castellano | 15 km Em | 15 | 50m |
| España | Castellano | 12 m Em | 16 | 50m |
| México | Castellano | 24 km Em | 20 | 50m |
| Chile | Castellano | 11 m Em | 25 | 24 |
| Argentina | Castellano | 18 km Em | 15 | 30m |
| Colombia | Castellano | 18 m Em | 16 | 30m |
| Paraguay | Castellano | 21 m Em | 20 | 31m |

Tables: They are used to display information. They can include names, figures, amounts...

At this point, you can see the idea is that, if you pay attention to the images that accompany a text, you will be able to get a lot of information about that text, even before you read it. Try this activity and see how it works:

Practice Activity I: Below you can see a collection of icons. You can also see a list of possible meanings for those icons. Try to **match** those icons with the corresponding meanings.

| | |
|--|---------------------------|
|  A | trekking, hiking |
|  B | lake, swimming |
|  C | camping |
|  D | mountain, climbing |






















Practice Activity II: Based on the icons of the previous practice activity, have a look at these topics, and **circle** the one you think is most appropriate for that set of icons.

The icons in the previous practice activity are more likely related to...

horoscopes Politics outdoor activities Economics cooking

You can check your answers with the keys on page 15. If you are having problems finding the right answers, review this section, beginning with "Recognizing structure: images" on page 3. Alternatively, if you chose the correct options, try this last practice item...

Practice III: Let's imagine you are in a Spanish-speaking country, trying to find accommodation. Below there is an advertisement published in a local newspaper. You can see several names of hotels, together with the services offered. In the space provided, **write** the names of the hotels that include breakfast.

| | |
|-----------------------|---|
| Hotel de Las Américas | ★★★★★      |
| Hotel Presidente | ★★★★    |
| Hotel Ambassador | ★★★★★     |
| Hotel del Barrio | ★★★   |
| Grand Hotel | ★★★★★      |
| Hotel Paraíso | ★★★   |
| Hotel del Paso | ★★ |

The hotels that include breakfast are:

.....

Check your answers with the key on page 15.

If you couldn't find all the names, review this section, including examples and previous practice activities, to see how images and meaning are connected.

If you could find all four names...

... Congratulations! 

Now you have an idea of how it works. Images are used to either support the content of the text, or even replace it. Many times you can know in advance what a text will be about, and what kind of information it includes, if you examine the illustrations that go with that text before reading it. Don't be surprised if you get the information you were looking for by just looking at the images. At this point, it doesn't matter whether the text is in English or in Spanish.

But this is just part of the story. You will know more and learn more as you go on reading...

Section 2 - Part 1

Identifying interlanguage items: Proper names

Purpose: In this section you are going to learn about elements that are common to both Spanish and English, and that may carry important information in the text.

Proper Names:

Proper names are used to refer to people, places, organizations, sports teams. They can also be used for titles of songs, movies and plays. Proper names in Spanish, as in English, begin with a capital letter. If you find a word that begins with a capital letter in the middle of a sentence, it will most probably be a proper name.

You will notice that, sometimes, proper names are not even translated from one language to another.

Thus, if you can find the proper names included in a text, you will know if that text is mentioning people, places, a specific organization, a given team, songs or movies, and so on. In this way you can have clues as to what the topic of the text is, and what kind of information it includes.

Let's review some types of proper names.

Examples of proper names:

- ✓ **People:** Samuel "Sammy" Sosa - Leonardo Di Caprio- Antonio Banderas- Andy García
- ✓ **Places:** Florida- Chicago- Puerto Rico- Alaska- Yellowstone- Harvard
- ✓ **Organizations:** American Airlines- IBM- Chase Manhattan Bank
- ✓ **Teams:** Seminoles- Fiorentina- Red Socks- Real Madrid
- ✓ **Titles:** Titanic (movie)- Cats (play)- Dallas (TV serial)

Now that you know proper names can provide you with some clues as to what the text is about, let's go for some practice, and see what you can do with your new skills.

Practice activity: Imagine you are in a Spanish-speaking country, and your favourite player was playing the day before. You want to know how he did, so you take a Spanish newspaper, identify the sports section, and find the article you can see below. Using what you learned in the previous section (title and images) and in this section (Proper Names), **say** what kind of sports this article refers to, and what people and places are mentioned. **Write** your answers in the yellow box, in the space provided.

McEnroe derrota a Vilas en Sydney

SYDNEY, Australia (AP)
 -- El estadounidense John McEnroe superó el viernes al argentino Guillermo Vilas por 6-1, 6-2 en el Torneo de Campeones del circuito de tenis para veteranos que se realiza en Sydney, con lo que ahora tendrá la oportunidad de saldar una vieja cuenta con el sueco Mikael Pernfors.



McEnroe jugará en las semifinales con Pernfors, quien derrotó al inglés John Lloyd por 6-2, 6-4.

"Esperé mucho tiempo por esta revancha", declaró McEnroe,

Look at the photograph. This article is probably about (name of the sport).

Look at the title and the first paragraph. They tell you where this tournament was played. That city is called and it's in

Some players are mentioned in the article. Two of them are and

Now, your favorite sport is baseball. Do you already have the information you need to be able to decide if you want to read that article any further? The answer is *yes*, you have the necessary information to know that the Baseball results you're looking for are not here. Notice that you didn't need to read the whole article, you only paid attention to some specific parts.

To be sure you got the right information, check your answers with the key on page 15.

If you couldn't find all the names, review this section, including examples and previous practice activities, to see how proper names and meaning are connected.

If you could find all the information...

... well done! 😊

Now you see how images and proper names can be used to obtain information about the content of a text. At this point, you are actually reading a Spanish text and, **even if you don't understand most of the content**, you get enough from it to provide the specific information you were asked.

More useful strategies about interlanguage items in Part 2... so read on...

Section 2 - Part 2

Identifying interlanguage items: Numbers

Purpose: In this section you are going to learn about elements that are common to both Spanish and English, and that may carry important information in the text.

Numbers:

Surely you are aware of the presence of numbers in the texts you normally read in English: from Math to Chemistry, from games scores to Lottery results. Now, if those numbers are written in "verbal form" in Spanish, they cannot tell you much. But if they are written as symbols (1, 2, 3, etc.)... guess what? Yes, you got the idea. Even if the text is in Spanish, numbers will remain unchanged.

Now, numbers can express different things, such as dates (day, month, year), times (hours, minutes), measures (height, length). In most cases, those numbers will have some characteristics that will tell you what they are expressing.

Examples of numbers:

Dates: In Spanish, the first number is the **day**, the second is the **month**, and the third is the **year**. So a date that reads 9-10-98 or 9/10/98 actually means 9th of October, 1998

Times: they will normally be accompanied by the corresponding abbreviation, i.e. "hs." for "hours", "min." for "minutes". Also, the abbreviations "am" and "pm" are used extensively in Spanish. So, if you read in a magazine that a movie starts at 8 pm, or that a runner registered 12.5 secs. in the 100 metres, you can understand that piece of information perfectly, even if you don't understand the rest of the article.

Measures: as with time, numbers expressing other types of measure are also normally accompanied by an abbreviation that tells you what kind of units that measure is expressed in. Good news is, those abbreviations are similar to the ones used in English. Bad news is, Spanish-speaking countries use the Metric Systems, which includes centimetres (cms.), meters (mts.) and kilometers (kms.) to measure distances. The same is true for temperatures: in most Spanish-speaking countries Degrees Centigrades (°C) are used, instead of degrees Fahrenheit (°F).

Now that you have an idea of how numbers are used in Spanish and what they can express, let's put that theory into practice.

Practice Activity: Have a look at the text below. At first sight, you can see there are some numbers there. Take a closer look, and using the strategies you have been learning up to now, **provide the information** required in the yellow box below.

Johnson magistral: oro, récord mundial y poder en los 200 metros planos

ATLANTA, GA- 02-08-96 - (Agencia) Michael Johnson,. se adjudicó su segunda medalla de oro en estas Olimpiadas al ganar los 200 metros planos con un tiempo de 19.32 secs.

Johnson -que anteriormente había conseguido el oro en los 400 metros, con un tiempo de 22 secs., completó así un doblete de oro sin precedentes en el atletismo masculino olímpico. La medalla de plata fue para Frankie Fredericks, de Namibia, con un tiempo de 19.68. El trinitario Ato Boldon, alcanzó el bronce con 19.80 secs.

“La presión fue increíble. No puedo siquiera explicarles, pero hoy corrí muy bien”, afirmó Johnson, de 28 años, que reconoció el aliento de los más de 80.000 espectadores que colmaron el Estadio Olímpico. “Jamás había corrido ante un público como éste. Tuve un ligero problema en el arranque y por eso aceleré en la curva”, explicó. Johnson, con la rodilla derecha vendada, se dio una vuelta por la pista, con una bandera de Estados Unidos en las manos y luego posó para los fotógrafos frente al reloj que seguía marcando el 19,32.

Look at the title. An athlete is mentioned there. He is..... . Also, a track event is mentioned. It is the

Look at the first paragraph: the date is The location is That athlete run that race in(provide time).

Look at the second paragraph. Two other athletes run the same race in and (provide times)

In the last paragraph, there is the number 28, that could probably refer to Johnson's: height / weight/ age (circle one)

You can check your answers with the key on page 15.

If you couldn't find the information required, review this section, to see how numbers are used in Spanish.

If you could find all the information...

... excellent! 

Now you are using several strategies at the same time. You can see how title, proper names and numbers combine to help you extract information from a text. And you are still reading only a small percentage of the text.

Section three will show you an additional strategy you can use. Let's go there...

Section 3

Identifying Cognates

Purpose: In this section you are going to learn about cognates, that are words that have the same spelling in Spanish and English.

Cognates:

Believe it or not, there are many words in English and in Spanish that are spelt the same, and that have the same meaning. In the texts you were reading up to now, there were examples such as Hotel and inspector.

Of course, when you listen to those words, you realize they are pronounced differently. But if you're just reading them, you'll know their meaning immediately.

Let's review other examples of cognates in which the spelling is exactly the same in both languages, and so is the meaning.

Examples of cognates:

| | | | |
|-------------------|-----------------|------------------|--------------|
| banjo | premier | doctor | legal |
| bus | cultural | director | idea |
| restaurant | pizza | chocolate | radio |
| capital | regular | banana | actor |

As said before, all this words not only are spelled the same in English and Spanish, but they also have the same meaning. Easy, isn't it?

Practice Activity: in this exercise you will identify cognates within a text. In the white box below is a list of items a group is carrying for an outdoors activity. Use the strategies you have seen up to now (parts of the text, interlanguage items) to **fill in the blanks** in the yellow box. All the information you need is in the white box.

El picnic

Lista de cosas para llevar:

Roberto: la radio, los cassettes ✓

María: 1 pizza, 8 hamburguesas ✓

Carlos: frutas (bananas, peras, manzanas) ✓

Lisa: bebidas (1 Crush de 2 Lts, 1 Sprite de 2 Lts., 1 Pepsi de 1 lt.) ✓

Tomorrow that group is going for a.....
You are responsible for telling each of them what they have to bring. The music will be provided by..... who will bring his and some
The food will be brought by, who will bring one and eight Also, will bring some fruit, like The drinks will be provided by, who will bring liters of soft drinks.

The process of recognizing and utilizing cognates while reading a text in Spanish is very simple and straightforward.

Just to be sure you got the right information, go and check your answers with the key on page 16 .

If you couldn't find the cognates, review this section, to see what cognates are and how they are used.

If you could find all the information required, then ...

... you're doing great! 😊

Now that you are already reading in Spanish and applying all these fabulous strategies to help you find information in a text, let's add another strategy, to make your reading skills even better.

Let's go to the next, final section...

Section 4

Identifying "Transparent" words

Purpose: In this section you are going to learn about "transparent" words, that are words that are spelled in a manner that is similar to English words.

Transparent words:

They may be considered a variant of cognates, and their main advantage for learners of Spanish as a Foreign Language is that their spelling is very similar to the corresponding English Words.

They are called "transparent" words because "through their shape" you can guess the corresponding English word.

Generally speaking, you will recognize these words in Spanish because their first syllable is similar to the corresponding English word, but the ending is different.

Sometimes, the difference is only the presence of the accent (´) in the Spanish word, which is obviously absent from the English one.

Do you want to see some examples of these words?

Examples of transparent words:

The words on the left of each cell are the Spanish words, and the ones on the right of each cell are their English equivalents.

| <u>Spanish</u> | | <u>English</u> | | <u>Spanish</u> | | <u>English</u> | | <u>Spanish</u> | | <u>English</u> |
|----------------|----|----------------|--|----------------|----|----------------|--|----------------|----|----------------|
| existencia | ➡➡ | existence | | energía | ➡➡ | energy | | sistema | ➡➡ | system |
| objeto | ➡➡ | object | | nación | ➡➡ | nation | | Abreviatura | ➡➡ | abbreviation |
| cine | ➡➡ | cinema | | cámara | ➡➡ | camera | | sílaba | ➡➡ | syllable |

As you can see, if you situate these words in a context, it is not so difficult to guess their meaning, thus being able to read and understand some of those words even if you haven't seen them before.

The use of these words, together with cognates, is particularly useful if they are included in the titles, as we mentioned in Section 1. The title will give you a summary of what that text is about. If you know from the beginning what it is about, you can decide whether to go on reading, or to look for the information you need somewhere else.

Practice Activity: in the article below you will find information about the planet Jupiter. Identify, both in the title and the text, words in Spanish which spelling is similar to English words, and guess their meaning. Write the Spanish word and the English meaning in the yellow box in the space provided. You should find at least six words. Then, answer the question at the bottom of that yellow box.

| Spanish word | most probable English equivalent |
|--------------|----------------------------------|
| | |
| | |
| | |
| | |
| | |
| | |
| | |

The text is about: (select one)

volcanic activities in EEUU

Jupiter and its Moons

Volcanic activities in Jupiter

Señalan gran actividad volcánica en satélite de Júpiter

MADISON, EE.UU. (AP) -- Io puede ser solamente una de las lunas de Júpiter, pero tiene tanta energía como un planeta, como lo demuestra la existencia de más de 30 volcanes activos que lanzan a los cielos vapores azules y un campo magnético que genera mucha más electricidad que todas las plantas de energía de USA



(NASA)

Once you get enough practice, recognizing and understanding transparent words in a Spanish text may be very easy indeed!

To be sure you got the right information, check your answers with the key on page 16.

If you couldn't find enough words, review this section, to see what transparent words are and how they can be recognised.

If you could find all the information required, then ...

... well done! 😊

In the future, each time you find a text in Spanish, remember the strategies you have seen in these sections and try to apply them to understand that text.

You can greatly improve your reading skills if you use these strategies.

Review

Let's review what you learned today...

When you read a text, there are key elements that can help you understand the content or that text.

You can:

- ✓ identify the title and see if you recognize any word in it
- ✓ interpret the images and see what they refer to
- ✓ find numbers and proper names
- ✓ identify cognates and transparent words.

So, when you finally go on that trip to Mexico with your Science team, you'll certainly find these techniques very useful indeed, being able to get specific information from brochures, leaflets and newspapers articles and advertisements.

The rest of your group will be impressed by your skills in reading Spanish texts.

However, take into account that these are basic reading techniques, and they do not replace a good course in Spanish, like the one you can take at your school.

Keep practicing, keep learning, and you will improve more and more every day...

Answer Keys

Section 1- Part 2

Practice Activity I

Answers:

- A - Camping
- B- Mountain- Climbing
- C- Trekking, hiking
- D- Lake- Swimming

Practice Activity II

Answer:

Outdoor Activities

Practice Activity III

Answers:

- Hotel de Las Américas
- Hotel Presidente
- Hotel Ambassador
- Grand Hotel

Section 2- Part 1

Practice Activity

Answers:

- Sport: tennis
- City: Sydney
- In: Australia
- Players: John McEnroe, Guillermo Vilas, John Lloyd, Mikael Pernfors

Section 2- Part 2

Practice Activity

Answers:

- Athlete: Johnson
- Track event: 200 metres
- Date: August 2nd, 1996
- Location: Atlanta, GA
- Time: 19.32 secs.
- Two other times: 19.68 and 19.80 secs
- 28: his age

Section 3

Practice Activity

Answers:

Tomorrow that group is going for a...**picnic**...
You are responsible for telling each of them what they have to bring. The music will be provided by.....**Roberto**..... who will bring his**radio**..... and some**cassettes**.....
The food will be brought by**María**....., who will bring one**pizza**..... and eight**hamburgers**..... Also,**Carlos**... will bring some fruit, like**bananas**..... The drinks will be provided by**Lisa**....., who will bring ...**5**..... liters of soft drinks.

Section 4

Practice Activity

Answers:

| Spanish word | most probable English equivalent |
|-------------------|----------------------------------|
| ...volcánica..... |volcanic..... |
| ...satélite..... |satelite..... |
| ...actividad..... |activity..... |
| ...energía..... |energy..... |
| ...planeta..... |planet..... |
| ...existencia.... |existence... |
| ...volcanes..... |volcanoes... |
| ...activos..... |active..... |
| ...magnético... |magnetic... |
| ...electricidad.. |electricity... |

The text is about: (select one)

volcanic activities in EEUU

Jupiter and its Moons

Volcanic activities in Jupiter

Checking your reading skills

N° _ _ _

Item I :

In the article below, find out where the title of that section and the title of the article are, and what images accompany that article. Write down the two titles in the space provided and, using the checklist, tick the images you see on the article.

Section title:

.....

Article title:

.....

.....

.....

Images you see:

- Charts
- People
- Graphs
- Tables
- Food
- Money
- Landscapes

Economía y Finanzas



naDAQ
▲ 9 @ 1620,38

dow
▲ 104 @ 8483,63

s&p
▲ 8 @ 1055,63

Precios al consumidor en EE.UU. sin cambios en septiembre

WASHINGTON (Reuters) -- Una persistente caída en los precios de la energía mantuvo frenados en septiembre los precios al consumidor en Estados Unidos, dijeron el viernes las autoridades en un informe que sugirió que las presiones inflacionarias en la mayor economía del mundo todavía son mínimas.



PRECIOS

El Índice de Precios al Consumidor (IPC) del Departamento de Trabajo, la principal medida de inflación del país, no mostró cambio alguno luego de elevarse 0,2 por ciento en agosto.

Item II:

Imagine that you are in that Spanish-speaking country mentioned in Section 2 of the Instructional Unit. Now it is your friend who wants to know how his favourite player did in last night's match. You again identify the sports section of a newspaper, open that section, and now you find the article that is reproduced below. Pay attention to title, illustrations, proper names and numbers, to **complete the information** in the yellow chart below.

Steffi Graf se convierte en la tenista que más dinero ha ganado en la historia

LEIPZIG, Alemania (AP) -- La alemana Steffi Graf avanzó el viernes a las semifinales del Abierto de Leipzig con una victoria de 7-5, 6-3 sobre la francesa Anne Gaelle Sidot y se convirtió de paso en la tenista que más dinero ha ganado en la historia.

Su pase a semifinales elevó a 20.348.992 de dólares sus ganancias a lo largo de su carrera y dejó atrás la marca de 20.344.061 que poseía la estadounidense Martina Navratilova.

"Estas marcas no son tan

importantes para mí, aunque son un reflejo de lo que una ha hecho", declaró Graf, quien trata de volver a los primeros planos tras una serie de lesiones que le impidieron jugar con regularidad en los últimos 18 meses.

"No esperaba llegar a las semifinales. Pero me estoy desplazando bien, peleando cada punto. Progresé más que lo anticipado", manifestó la alemana, quien enfrentará el sábado a la belga Dominique van Roost (cabeza de serie número tres).



Steffi Graf in action

En la otra semifinal jugarán la francesa Nathalie Tauziat (2), quien se impuso a la alemana Anke Huber (8) por 6-3, 6-4, y la rumana Irina Spirlea (4), quien despachó a la francesa Sarah Pitkowski por 6-1, 6-1.

AP Press- Alemania

This article is probably about semifinals.

A German player is mentioned in the title. Her name is

Her opponent is mentioned in the first paragraph. Her name is..... Also, the score of that match is mentioned, which is

The place where the match took place is mentioned. That place is.....

Several other players are mentioned. Three of them are..... and

Attitude Survey

This survey is designed to gather further information about the instructional unit you have just finished. Please, take your time to evaluate these materials, providing an answer to the items below. For the open questions at the bottom, you can use the reverse of this page for a more complete answer.

Be completely sincere and honest about what you think of these materials. Your opinion will be invaluable to improve this unit.

Thank you very much for your cooperation.

| | <i>Not at all</i> | <i>Not much</i> | <i>indifferent</i> | <i>Yes</i> | <i>Yes, definitely!!</i> |
|---|-------------------|-----------------|--------------------|------------|--------------------------|
| Did you find these materials interesting? | | | | | |
| Do you think you can use these strategies in class? | | | | | |
| Do you think you can use these strategies in other settings (travel agencies, the Internet, etc.) where you can find texts in Spanish? | | | | | |

| | <i>Yes</i> | <i>No</i> | <i>sometimes</i> |
|--|------------|-----------|------------------|
| With this unit, did you find out things you didn't know before? | | | |
| Were the explanations clear enough? | | | |
| Were the instructions of the exercises clear enough? | | | |
| Was the purpose of each Section clear enough? | | | |
| Could you finish the exercises for each Section? | | | |

Which parts did you find particularly boring?

.....

.....

.....

.....

Which parts did you find particularly useful?

.....

.....

.....

.....